




1 year subscription for one user
1 PC/Mac + 1 tablet

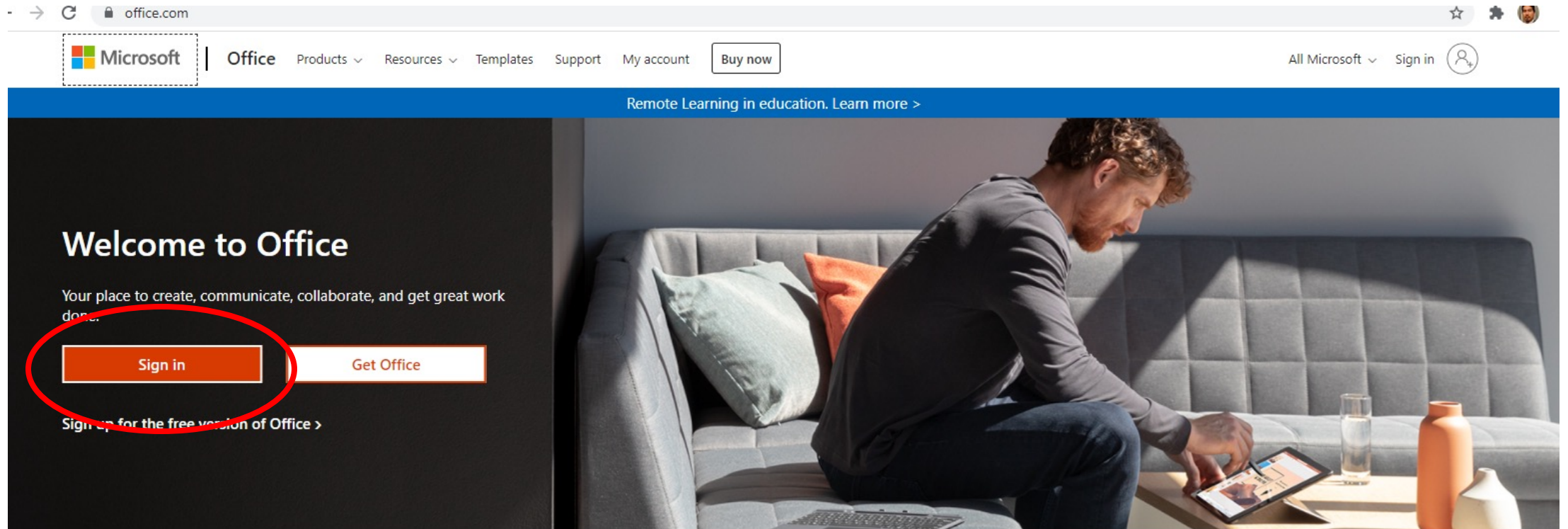


UNIVERSITI
MALAYSIA
KELANTAN

FIRST TIME SIGN IN

Microsoft office 365

Login office.com and click **Sign In**



Sign in to use your favorite productivity apps from any device

Sign in using email siswa.umk.edu.my

Microsoft

Sign in

████████@siswa.umk.edu.my

No account? [Create one!](#)

Can't access your account?

Back Next

Sign-in options

1

Microsoft

← ██████████@siswa.umk.edu.my

Enter password

.....

[Forgot my password](#)

Default password :
Umk1234!

Sign in

2

Microsoft

█████████@siswa.umk.edu.my

Update your password

You need to update your password because this is the first time you are signing in, or because your password has expired.

Current password

New password

Confirm password

Default password :
Umk1234!

Sign in

3

Polisi password :- 1. Passwords can't contain your user ID 2. Password must be complex and hard to guess 3. Password need to be at least 8-12 characters long 4. Password must at least 3 of the following:- i. Upper letter (ABCDEFGHIJKLMNOPQRSTUVWXYZ) ii. Lower letters (abcdefghijklmnopqrstuvwxyz) iii. Numbers (0123456789) iv. Symbols (!@#\$%^&*+~*/)

Authentication Methods

Self-service Reset Password



████████@siswa.umk.edu.my

More information required

Your organization needs more information to keep your account secure

[Use a different account](#)

[Learn more](#)

Next

don't lose access to your account!

To make sure you can reset your password, we need to collect some info so we can verify who you are. We won't use this to spam you - just to keep your account more secure. **You'll need to set up at least 1 of the options below.**

- ! Office phone is not configured. Set it up now
- ! Authentication Phone is not configured. **Set it up now**
- ! Authentication Email is not configured. **Set it up now**

finish

cancel

DON'T SKIP THIS STEP

don't lose access to your account!

Please verify your authentication phone number below.

Authentication phone

Malaysia (+60)

18 [REDACTED]

text me

call me

We've sent a text message containing a verification code to your phone.

570902

verify

try again

back

Active phone number

don't lose access to your account!

Please verify your authentication email address below. Don't use your primary work or school email.

Authentication Email

[REDACTED]8@gmail.com

email me

Personal email

We've sent an email message containing a verification code to your inbox.

522428

verify

try again

back

don't lose access to your account!

Thanks! We'll use the info below to recover your account if you forget your password. Click "finish" to close this page.

! Office phone is not configured. [Set it up now](#)

✓ Authentication Phone is set to +60 [REDACTED]60. [Change](#)

✓ Authentication Email is set to [REDACTED]8@gmail.com. [Change](#)

finish

cancel



bustaman@siswa.umk.edu.my

Stay signed in?

Do this to reduce the number of times you are asked to sign in.

Don't show this again

No


Yes

The screenshot shows the Office 365 web interface. At the top, there is a search bar and navigation icons. A blue notification box in the upper left corner reads "Say hello to the app launcher" and "It's always right here, ready to launch your online apps from anywhere in Office." with a "Got it!" button. The main content area displays "No content activity" with a sub-header "Share and collaborate with others. Create a new document or upload and open one to get started." and buttons for "Upload and open..." and "New". A large red watermark "Successful sign in" is overlaid diagonally across the center of the page. The background shows a person's hands on a laptop keyboard.

Successful sign in

How to install Apps?

Office 365 



1

Install Office ▾

Install software
Includes Outlook, OneDrive for Business, Word, Excel, PowerPoint, and more.

Shared by ▾

Activity ▾

My account

- Personal info
- Subscriptions
- Security & privacy
- App permissions
- Apps & devices
- Tools & add-ins

Apps & devices

Office

Language [ⓘ] English (United States) ▾ Version 64-bit ▾

Install Office

2

Get Office on your phone or tablet
iOS | Android | Windows

Sign out your account

Info:

1 account can use 5 device

The screenshot shows a user profile menu for Universiti Malaysia Kelantan. The menu is displayed over a dark header bar. The header bar contains a gear icon, a question mark '1?' in a blue circle, and a circular profile picture with the initials 'AB' in a red circle. The profile menu itself is white and contains the text 'Universiti Malaysia Kelantan' with a '2' in a blue circle next to it, and a 'Sign out' button in a red circle. Below this, there is a circular profile picture with 'AB', a name '██████████an', an email address '██████████@siswa.umk.edu.my', and two links: 'View account' and 'My Office profile'.

Sebarang permasalahan boleh diajukan melalui email helpdesk.cci@groups.umk.edu.my, atau di talian Hotline **097797117** (Bachok), **097717117** (Kampus Kota), **099477299** (Kampus Jeli) atau terus ke Kaunter Khidmat Pelanggan CCI di setiap kampus berdekatan.

THANK YOU

SEKSYEN FASILITI DAN KHIDMAT PENGGUNA
BAHAGIAN INFRASTRUKTUR
PUSAT KOMPUTERAN DAN INFORMATIK (CCI)



OfficialUMK
umk.edu.my

ENTREPRENEURSHIP
is our trust

Kita
#BinaLegasiUMK
Bersama

#WeAreUMKFamily
#OneUMKOneDream